

Techna POWER CONNECTION

POWtec CEE Power Connection Range


- A full range of POWtec CEE Industrial Power Connectors, Sockets, Appliance Inlets and Phase Inverters to IEC 60309, EN 60309, VDE
- Various environmental protection ratings from splash-proof IP44 through to watertight IP67
- Available with screwless terminals and tool-less assembly options
- High power versions with nickel plated and pilot contacts
- Combination Sockets with CEE/SCHUKO Outlets
- Inlets/Sockets available in Wall, Panel and Flush Mounts with straight or angled connectors


NOTE: Parts shown are a small selection only. We have a wide range of CEE low voltage and CEE Plugs, Connectors and Sockets available. Please contact us for details of the full range.




Maximum Conductor Cross-section		
Current Rating	Flexible	Solid
16A	4mm ²	6mm ²
32A	6mm ²	10mm ²
63A	16mm ²	25mm ²
125A	50mm ²	70mm ²


POWtec CEE Plugs

16 - 32A	Voltage		110 V~	230 V~	400 V~
	Frequency		50/60 Hz	50/60 Hz	50/60 Hz
	Designation		4h	3p = 6h 4p/5p = 9h	4p/5p = 6h
	Current	Poles	Part No.	Part No.	Part No.
 <ul style="list-style-type: none"> • Splash-proof IP44 • Screw Terminals 	16A	3	POWtecP-316Y-T044	POWtecP-316B-T044	-
	16A	4	POWtecP-416Y-T044	POWtecP-416B-T044	POWtecP-416R-T044
	16A	5	-	POWtecP-516B-T044	POWtecP-516R-T044
	32A	3	POWtecP-332Y-T044	POWtecP-332B-T044	-
	32A	4	POWtecP-432Y-T044	POWtecP-432B-T044	POWtecP-432R-T044
	32A	5	-	POWtecP-532B-T044	POWtecP-532R-T044

63 - 125A	Voltage		110 V~	230 V~	400 V~
	Frequency		50/60 Hz	50/60 Hz	50/60 Hz
	Designation		4h	3p = 6h 4p/5p = 9h	4p/5p = 6h
	Current	Poles	Part No.	Part No.	Part No.
 <ul style="list-style-type: none"> • Waterproof IP67 • Screw Terminals 	63A	3	-	POWtecP-363B-T067	-
	63A	4	-	POWtecP-463B-T067	POWtecP-463R-T067
	63A	5	-	POWtecP-563B-T067	POWtecP-563R-T067
	125A	3	-	POWtecP-3125B-T067	-
	125A	4	-	POWtecP-4125B-T067	POWtecP-4125R-T067
	125A	5	-	POWtecP-5125B-T067	POWtecP-5125R-T067















POWtec CEE Connectors

16 - 32A		Voltage	110 V~	230 V~	400 V~
 <ul style="list-style-type: none"> Splash-proof IP44 Screw Terminals Hinged Lid with Thumb Grip 		Frequency	50/60 Hz	50/60 Hz	50/60 Hz
		Designation	4h	3p = 6h 4p/5p = 9h	4p/5p = 6h
		Current	Poles	Part No.	Part No.
16A	3	POWtecS-316Y-T044	POWtecS-316B-T044	-	
16A	4	POWtecS-416Y-T044	POWtecS-416B-T044	POWtecS-416R-T044	
16A	5	-	POWtecS-516B-T044	POWtecS-516R-T044	
32A	3	POWtecS-332Y-T044	POWtecS-332B-T044	-	
32A	4	POWtecS-432Y-T044	POWtecS-432B-T044	POWtecS-432R-T044	
32A	5	-	POWtecS-532B-T044	POWtecS-532R-T044	

63 - 125A		Voltage	110 V~	230 V~	400 V~
 <ul style="list-style-type: none"> Waterproof IP67 Screw Terminals Hinged Lid 		Frequency	50/60 Hz	50/60 Hz	50/60 Hz
		Designation	4h	3p = 6h 4p/5p = 9h	4p/5p = 6h
		Current	Poles	Part No.	Part No.
63A	3	-	POWtecS-363B-T067	-	
63A	4	-	POWtecS-463B-T067	POWtecS-463R-T067	
63A	5	-	POWtecS-563B-T067	POWtecS-563R-T067	
125A	3	-	POWtecS-3125B-T067	-	
125A	4	-	POWtecS-4125B-T067	POWtecS-4125R-T067	
125A	5	-	POWtecS-5125B-T067	POWtecS-5125R-T067	


Clock positions for POWtec CEE Plugs and Sockets

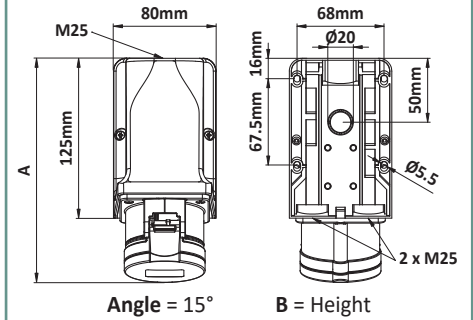



Designation	4 h	9 h	6 h	11 h	7 h
Frequency	50-60 Hz	50-60 Hz	50-60 Hz	60 Hz	50-60 Hz
Voltage (V)	57/100 to 75/130	120/208 to 144/250	200/346 to 240/415	250/400 to 265/460	277/480 to 288/500
5 Pole (3 Pole + N + Earth)					
Voltage (V)	100-130	200-250	380-415	440-460	480-500
4 Pole (3 Pole + Earth)					
Voltage (V)	100-130	380-415	200-250	-	480-500
3 Pole (2 Pole + Earth)				-	

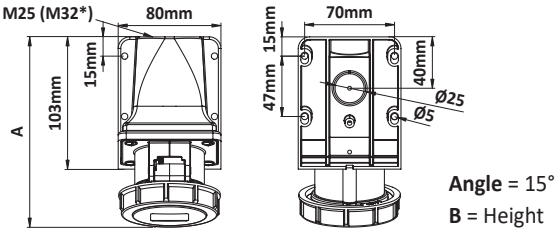
Techna POWER CONNECTION


POWtec CEE Wall Mounted Socket Outlets

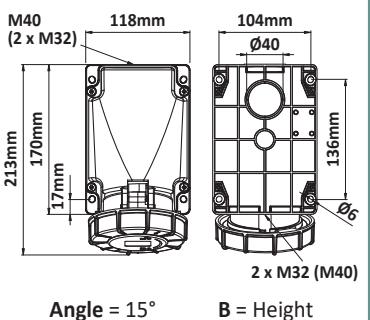
16 - 32A		Voltage	230 V~	400 V~
 <ul style="list-style-type: none"> • Splash-proof IP44 • Screw Terminals • Cable entry from above or 2 x behind 		Frequency	50/60 Hz	50/60 Hz
		Designation	3p = 6h 4p/5p = 9h	4p/5p = 6h
		Current	Poles	Part No.
16A	3	POWtecS-316B-S244	-	
16A	4	POWtecS-416B-S244	POWtecS-416R-S244	
16A	5	POWtecS-516B-S244	POWtecS-516R-S244	
32A	3	POWtecS-332B-S244	-	
32A	4	POWtecS-432B-S244	POWtecS-432R-S244	
32A	5	POWtecS-532B-S244	POWtecS-532R-S244	

	Poles	3	4	5	3	4	5
	Current	16A			32A		
A	175	176		188			
B	127	130	133	136			141


16 - 32A		Voltage	110 V~	230 V~	400 V~
 <ul style="list-style-type: none"> • Waterproof IP67 • Screw Terminals • Cable entry from above or behind 		Frequency	50/60 Hz	50/60 Hz	50/60 Hz
		Designation	4h	3p = 6h 4p/5p = 9h	4p/5p = 6h
		Current	Poles	Part No.	Part No.
16A	3	POWtecS-316Y-S567	POWtecS-316B-S567	-	
16A	4	POWtecS-416Y-S567	POWtecS-416B-S567	POWtecS-416R-S567	
16A	5	-	POWtecS-516B-S567	POWtecS-516R-S567	
32A	3	POWtecS-332Y-S567	POWtecS-332B-S567	-	
32A	4	POWtecS-432Y-S567	POWtecS-432B-S567	POWtecS-432R-S567	
32A	5	-	POWtecS-532B-S567	POWtecS-532R-S567	

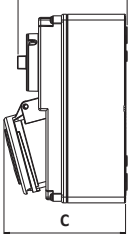
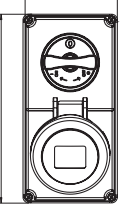
	Poles	3	4	5	3	4	5
	Current	16A			32A		
A	146	148		161		163	
B	96	99	102	108		112	

63A		Voltage	230 V~	400 V~
 <ul style="list-style-type: none"> • Waterproof IP67 • Screw Terminals • Cable entry from above, below or behind 		Frequency	50/60 Hz	50/60 Hz
		Designation	3p = 6h 4p/5p = 9h	4p/5p = 6h
		Current	Poles	Part No.
63A	3	POWtecS-363B-S667	-	
63A	4	POWtecS-463B-S667	POWtecS-463R-S667	
63A	5	POWtecS-563B-S667	POWtecS-563R-S667	

	Poles	3	4	5
	Current	63A		
B	173			

POWtec CEE Switchable Wall Mounted Sockets

16 - 32A		Voltage	110 V~	230 V~	400 V~	
 <ul style="list-style-type: none"> Splash-proof IP44 Padlock Lockable 		Frequency	50/60 Hz	50/60 Hz	50/60 Hz	
		Designation	4h	3p = 6h 4p/5p = 9h	3p = 9h 4p/5p = 6h	
		Current	Poles	Part No.*	Part No.*	Part No.*
		16A	3	316Y-S0144-SW	316B-S0144-SW	316R-S0144-SW
16A	4	416Y-S0144-SW	416B-S0144-SW	416R-S0144-SW		
16A	5	516Y-S0144-SW	516B-S0144-SW	516R-S0144-SW		
32A	3	332Y-S0144-SW	332B-S0144-SW	332R-S0144-SW		
32A	4	432Y-S0144-SW	432B-S0144-SW	432R-S0144-SW		
32A	5	532Y-S0144-SW	532B-S0144-SW	532R-S0144-SW		

105mm		90mm			
					
		180mm			
		C			
Measurement C =					
3P	4P	5P	3P	4P	5P
16A			32A		
115	116	117	123	124	

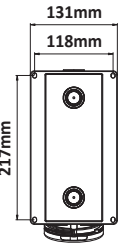
* Please add **POWtecS-** to the beginning of the Part No. when ordering.

16 - 32A		Voltage	110 V~	230 V~	400 V~	
 <ul style="list-style-type: none"> Waterproof IP67 Padlock Lockable 		Frequency	50/60 Hz	50/60 Hz	50/60 Hz	
		Designation	4h	3p = 6h 4p/5p = 9h	3p = 9h 4p/5p = 6h	
		Current	Poles	Part No.*	Part No.*	Part No.*
		16A	3	316Y-S5167-SW	316B-S5167-SW	316R-S5167-SW
16A	4	416Y-S5167-SW	416B-S5167-SW	416R-S5167-SW		
16A	5	516Y-S5167-SW	516B-S5167-SW	516R-S5167-SW		
32A	3	332Y-S5167-SW	332B-S5167-SW	332R-S5167-SW		
32A	4	432Y-S5167-SW	432B-S5167-SW	432R-S5167-SW		
32A	5	532Y-S5167-SW	532B-S5167-SW	532R-S5167-SW		

105mm		90mm			
					
		180mm			
		C			
Measurement C =					
3P	4P	5P	3P	4P	5P
16A			32A		
119	120	122	125	128	


* Please add **POWtecS-** to the beginning of the Part No. when ordering.

16 - 32A		Voltage	110 V~	230 V~	400 V~	
 <ul style="list-style-type: none"> Splash-proof IP44 Padlock Lockable Top, bottom and rear cable inlets 		Frequency	50/60 Hz	50/60 Hz	50/60 Hz	
		Designation	4h	3p = 6h 4p/5p = 9h	3p = 9h 4p/5p = 6h	
		Current	Poles	Part No.*	Part No.*	Part No.*
		16A	3	316Y-S0244-SW	316B-S0244-SW	316R-S0244-SW
16A	4	416Y-S0244-SW	416B-S0244-SW	416R-S0244-SW		
16A	5	516Y-S0244-SW	516B-S0244-SW	516R-S0244-SW		
32A	3	332Y-S0244-SW	332B-S0244-SW	332R-S0244-SW		
32A	4	432Y-S0244-SW	432B-S0244-SW	432R-S0244-SW		
32A	5	532Y-S0244-SW	532B-S0244-SW	532R-S0244-SW		

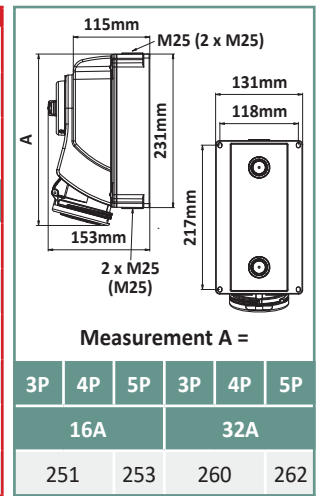
115mm		M25 (2 x M25)	
			
		231mm	
		217mm	
		2 x M25 (M25)	
Poles	3, 4, 5	3, 4	5
Current	16A	32A	
A	249	259	
B	146	150	157

* Please add **POWtecS-** to the beginning of the Part No. when ordering.


Techna POWER CONNECTION

16 - 32A		Voltage	110 V~	230 V~	400 V~
		Frequency	50/60 Hz	50/60 Hz	50/60 Hz
		Designation	4h	3p = 6h 4p/5p = 9h	3p = 9h 4p/5p = 6h
Current	Poles	Part No.*	Part No.*	Part No.*	
16A	3	316Y-S5267-SW	316B-S5267-SW	316R-S5267-SW	
16A	4	416Y-S5267-SW	416B-S5267-SW	416R-S5267-SW	
16A	5	516Y-S5267-SW	516B-S5267-SW	516R-S5267-SW	
32A	3	332Y-S5267-SW	332B-S5267-SW	332R-S5267-SW	
32A	4	432Y-S5267-SW	432B-S5267-SW	432R-S5267-SW	
32A	5	532Y-S5267-SW	532B-S5267-SW	532R-S5267-SW	

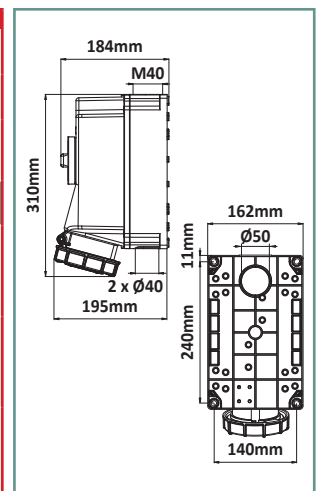
- Waterproof IP67
- Padlock Lockable
- Top, bottom and rear cable inlets




* Please add **POWtecS-** to the beginning of the Part No. when ordering.

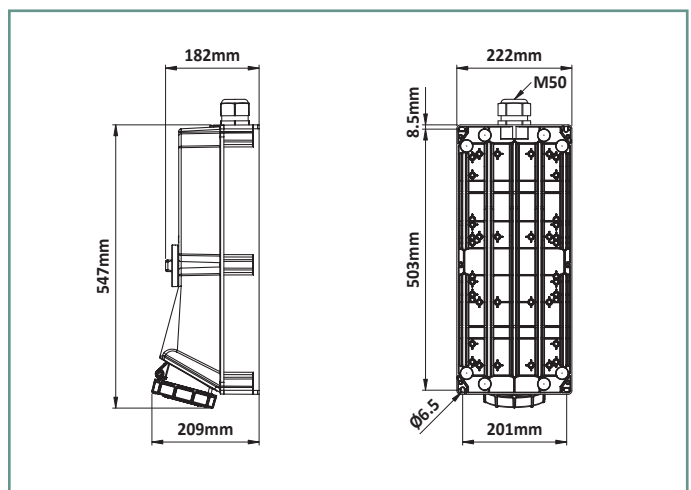
63A		Voltage	110 V~	230 V~	400 V~
		Frequency	50/60 Hz	50/60 Hz	50/60 Hz
		Designation	4h	3p = 6h 4p/5p = 9h	3p = 9h 4p/5p = 6h
Current	Poles	Part No.	Part No.	Part No.	
63A	3	POWtecS-363Y-S5567-SW	POWtecS-363B-S5567-SW	POWtecS-363R-S5567-SW	
63A	4	POWtecS-463Y-S5567-SW	POWtecS-463B-S5567-SW	POWtecS-463R-S5567-SW	
63A	5	POWtecS-563Y-S5567-SW	POWtecS-563B-S5567-SW	POWtecS-563R-S5567-SW	

- Waterproof IP67
- Padlock Lockable
- Top, bottom and rear cable inlets




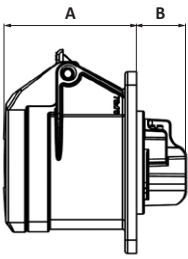
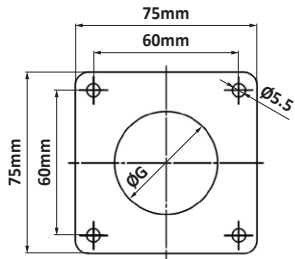
125A		Voltage	400 V~
		Frequency	50/60 Hz
		Designation	6h
Current	Poles	Part No.	
125A	3	-	
125A	4	POWtecS-4125R-S5567-SW	
125A	5	POWtecS-5125R-S5567-SW	


- Waterproof IP67
- Padlock Lockable
- Top cable inlets

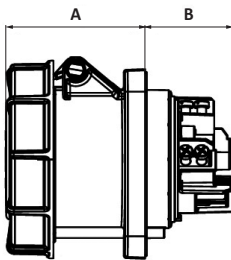
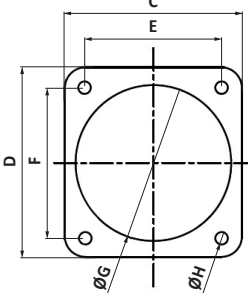


POWtec CEE Panel Mounted Socket Outlets


16 - 32A		Voltage	110 V~	230 V~	400 V~
 <ul style="list-style-type: none"> Splash-proof IP44 Screw Terminals Hinged Lid Angled versions available 		Frequency	50/60 Hz	50/60 Hz	50/60 Hz
		Designation	4h	3p = 6h 4p/5p = 9h	4p/5p = 6h
		Current	Poles	Part No.	Part No.
16A	3	POWtecS-316Y-P0054	POWtecS-316B-P0054	-	
16A	4	POWtecS-416Y-P0044	POWtecS-416B-P0044	POWtecS-416R-P0044	
16A	5	-	POWtecS-516B-P0054	POWtecS-516R-P0054	
32A	3	POWtecS-332Y-P0044	POWtecS-332B-P0044	-	
32A	4	POWtecS-432Y-P0044	POWtecS-432B-P0044	POWtecS-432R-P0044	
32A	5	-	POWtecS-532B-P0054	POWtecS-532R-P0054	

		Poles	3	4	5	3	4	5
		Current	16A			32A		
A			55			67		
B			21			23		
G			43	45	55	55		58

63 - 125A		Voltage	110 V~	230 V~	400 V~
 <ul style="list-style-type: none"> Waterproof IP67 Screw Terminals Hinged Lid Angled versions available 		Frequency	50/60 Hz	50/60 Hz	50/60 Hz
		Designation	4h	3p = 6h 4p/5p = 9h	4p/5p = 6h
		Current	Poles	Part No.	Part No.
63A	3	-	POWtecS-363B-P5767	-	
63A	4	-	POWtecS-463B-P5767	POWtecS-463R-P5767	
63A	5	-	POWtecS-563B-P5767	POWtecS-563R-P5767	
125A	3	-	POWtecS-3125B-P5767	-	
125A	4	-	POWtecS-4125B-P5767	POWtecS-4125R-P5767	
125A	5	-	POWtecS-5125B-P5767	POWtecS-5125R-P5767	

		Poles	3	4	5	3	4	5
		Current	63A			125A		
A			80			101		
B			50			48		
C and D			100			120		
E and F			80			100		
G			85			90		
H			7			8		

POWtec CEE Phase Inverters

16 - 32A		Voltage	400 V~
 <ul style="list-style-type: none"> • Splash-proof IP44 • Screw Terminals • Quick Release Locking System • Wall Mounted versions available 		Frequency	50/60 Hz
		Designation	6h
		Current	Poles
16A	5	POWtecP-516R-T044-P	
32A	5	POWtecP-532R-T044-P	